

**TENNESSEE HISTORY DAY
NORTHEAST DISTRICT 2
COMPETITION 2020-21**

SPECIAL INSTRUCTIONS FOR PERFORMANCE CATEGORY

*Note: Please do this work on a desktop or laptop computer. Do not attempt to format these files on a phone or tablet.

REGISTRATION DEADLINE: 11:59 AM, FRIDAY, OCTOBER 30, 2020

Step One: Upload your paperwork by the registration deadline.

Create one pdf file that contains your Title Page, Process Paper, Annotated Bibliography, AND Companion Worksheet. You may only upload one pdf, so it must include all of your required paperwork. Name the file your last name(s) (ex: CoreZechman.pdf).

For step-by-step instructions on how to upload your paperwork, visit:

<https://tennesseehistory.org/wp-content/uploads/2021-thd-Northeast-District-2-contest-registration-students.pdf>

For performance instructions, performance script template, and instructions on how to create a pdf, visit:

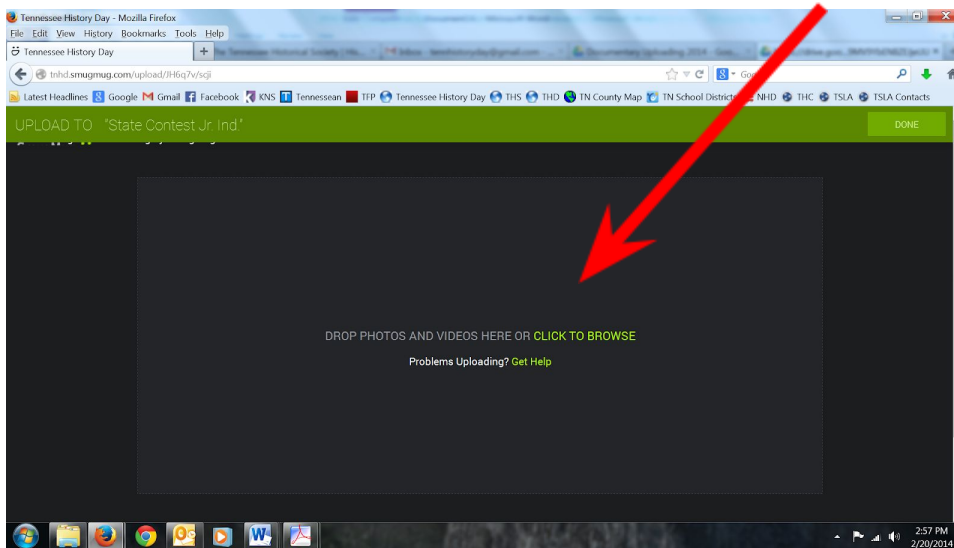
<https://tennesseehistory.org/tennessee-history-day/virtual-contest-resources/>

Step 2: Record your performance and upload by the registration deadline.

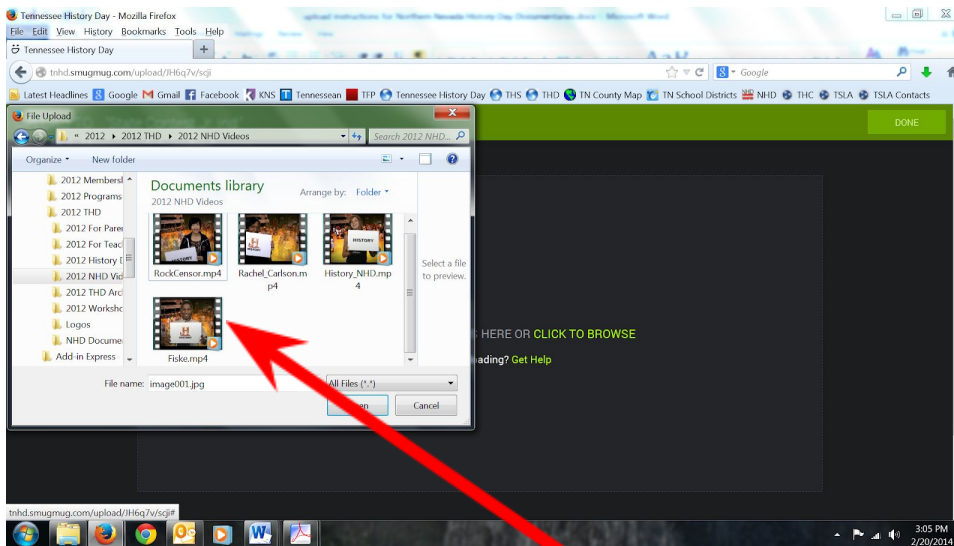
- 1) Record your Performance in a single live take from a stationary camera—no fancy camera angles or zooming. At the beginning of your Performance, state your name(s), your division/category, and the title of your entry. Do not edit or enhance the recording. You can edit out any set up time or dead air. Name the file with your last name(s) (ex: CoreZechman.mp4). Please check your video to be sure the recording is audible before you submit it. You will not be penalized for sound quality or video quality issues, but judges do need to hear your performance. We can accept .mp4 files. An adult MAY help you with the recording of your Performance; this is not a rules violation.
- 2) Submit your recording via SmugMug. DO NOT attempt to login to SmugMug. It is for uploading only. Click on the link that corresponds to your division and category to begin the process.

Division/Category	Upload Key
Jr Ind Performance	https://tnhd.smugmug.com/upload/9Mn3PG/Northeast2JrIndPerf
Jr Group Performance	https://tnhd.smugmug.com/upload/sj84td/Northeast2JrGrPerf
Sr Ind Performance	https://tnhd.smugmug.com/upload/9cPh4c/Northeast2SrIndPerf
Sr Group Performance	https://tnhd.smugmug.com/upload/L5Hj5q/Northeast2SrGrPerf

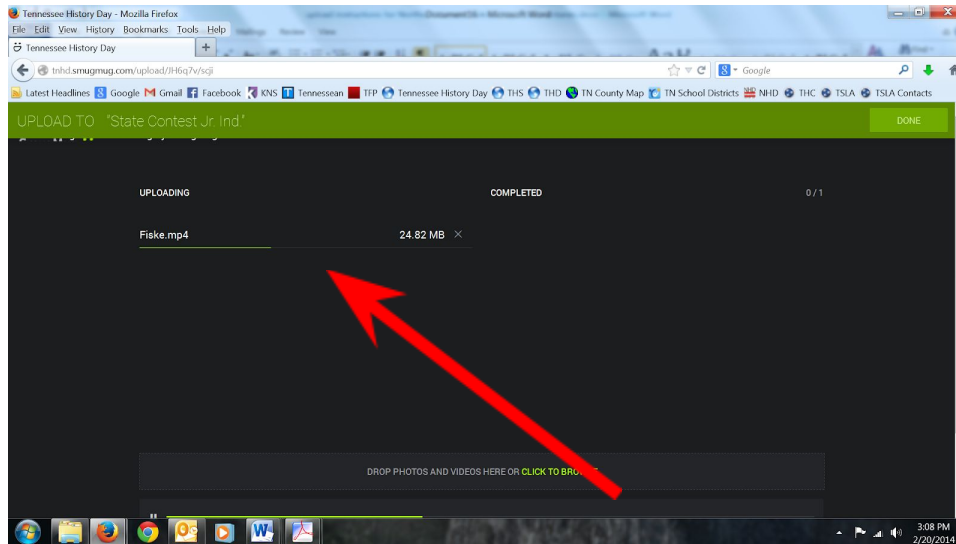
Your screen will look like this:



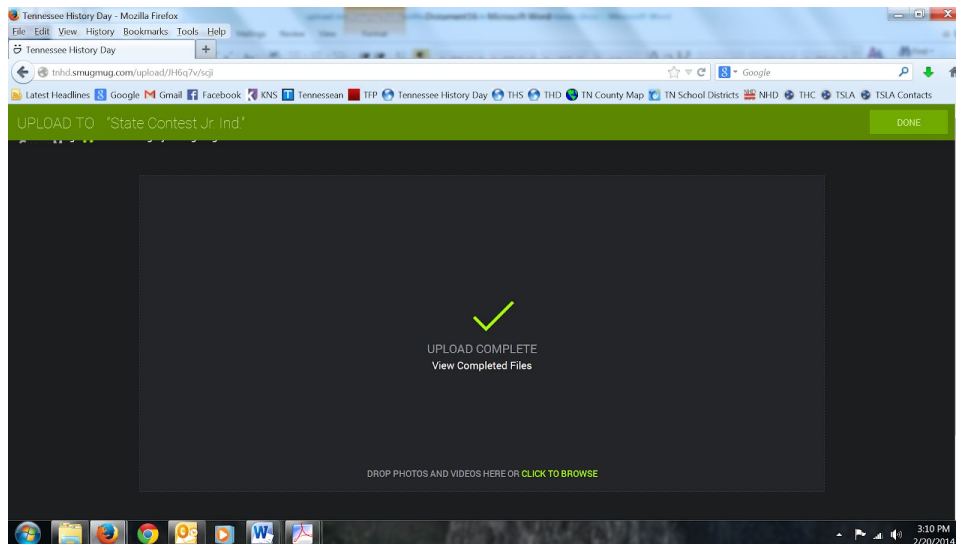
Either drag your file into the box as indicated or select the “CLICK TO BROWSE” button.



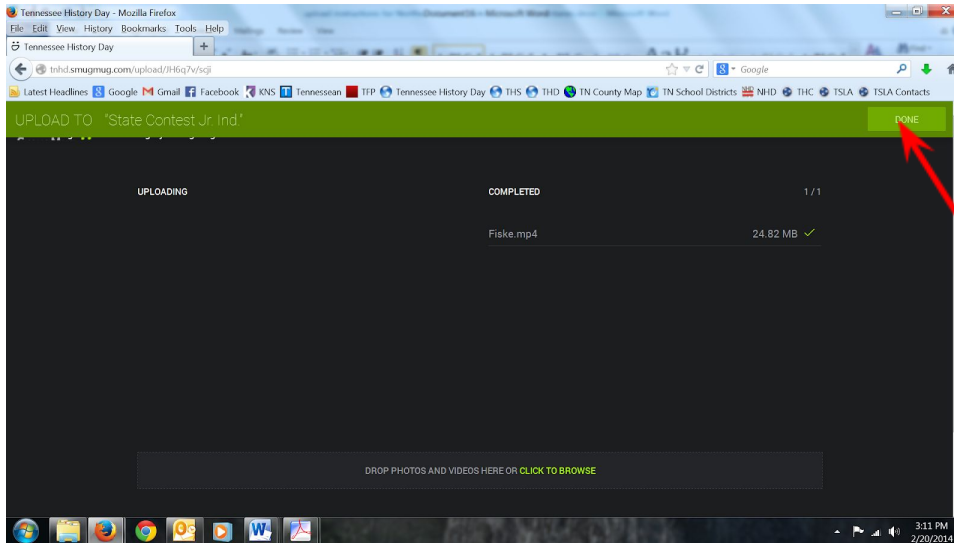
If it is the right file type, a progress bar should indicate that your Performance is uploading correctly. Depending upon the internet connection, internet speed, and file size, this might take some time.



When your file is uploaded, you will receive a green check.



You can double check to see if your Performance was successfully uploaded.



Click “DONE” when you are satisfied your file is successfully uploaded. You are done! **Do not attempt to login to SmugMug.** The system will think you are a hacker and will alert the coordinator. The coordinator does not want to receive 50 emails stating that the SmugMug account is under attack when you are just trying to log in, which you cannot do.

If your file is taking a very long time to upload, you may want to find a faster internet connection. If your file is saved in a format not recognized by SmugMug, it will not upload. **Do not wait until the last minute; the server will be very busy and consequently slower.** Contact your state coordinator if your file fails to upload after several attempts.