



NHD PERFORMANCE COMPANION WORKSHEET - SAMPLE

Purpose: Submitted with your process paper and annotated bibliography, this worksheet will help judges understand your performance’s background, costumes, and props.

Instructions: Please complete this worksheet with information relevant to your project.

- There is an 11 page limit: 2 pages for performance information, overall scenario, and characters and 3 pages per section for background, costumes, props.
- The overall word count for this worksheet should not exceed 1,270 words.
- All student text in this worksheet must be in a 12 point font.
- Times New Roman, Arial, or Calibri fonts accepted.
- Remove sections if they are not applicable to your performance.
- Photos should be taken by the students and reflect the actual elements of your performance. Students can appear in the photos in this worksheet. No photo citations are necessary on this worksheet.
- Paperwork order: Title Page, Process Paper, Companion Worksheet, Annotated Bibliography
- A script is not required for your submission.

PERFORMANCE INFORMATION	
Project Title	The History of National History Day
Student Name(s)	Sam Student, Sydney Student
Division/Category	Senior Group Performance
Performance Runtime	10:00
Performance Companion Worksheet Word Count (starting with the performance overall scenario box; should not exceed 1,270 words)	1,270
Thesis	In 1974, National History Day was founded at Case Western Reserve University. From there, the program grew to impact students worldwide.

PERFORMANCE OVERALL SCENARIO

Story Setting(s)- 60 *Word Limit*

Where does the performance take place?

Case Western Reserve University (Cleveland, Ohio), College Park, Maryland

Timeframe- 60 *Word Limit*

When does the performance take place?

1974, 1980, Present Day

Story Synopsis - 100 *Word Limit*

Beginning in the Case Western Reserve History Department, our performance explains the history of the National History Day program. We start with the founding in 1974, we move to the first National Contest in the 1980s, and we finish with the current program today.

CHARACTERS

Remove rows as needed.

Character Name	Actor	Description/background for the character <i>10 Word Limit per Character</i>
Dr. David Van Tassel	Sam	Case Western Reserve University history professor
Dr. Smith	Sydney	Case Western Reserve University history professor
Chip	Sam	8th grade History Day student
Amy	Sydney	8th grade History Day student
Mr. Elliott	Sam	History Day Teacher
Dr. Cathy Gorn	Sydney	Director of National History Day

PERFORMANCE BACKGROUND

Over the next 3 pages, provide photos and descriptions of your performance background. Please remove any scenes that don't apply to your performance.

BACKGROUND BY SCENE

Scene # 1

Photo

Photo Size should be 3x3 maximum



Description

*What is the purpose of the background in this scene?
50 Word Limit*

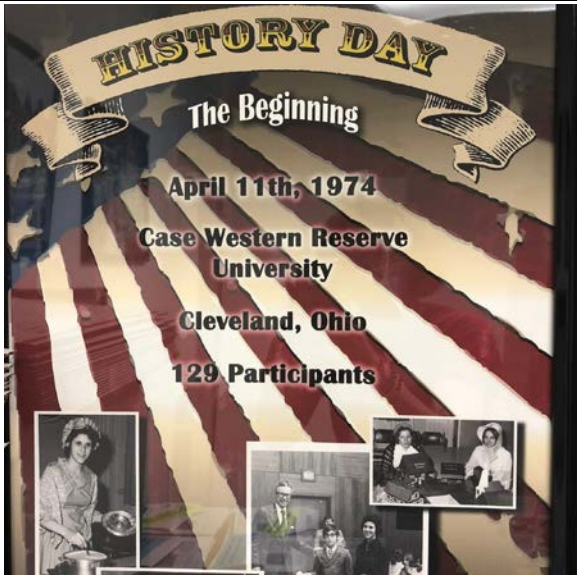
The purpose of the background is to give the audience a sense of what it looked like in 1974 in the offices of the Case Western Reserve University History Department.

BACKGROUND BY SCENE

Scene # 2

Photo

Photo Size should be 3x3 maximum




Description

*What is the purpose of the background in this scene?
50 Word Limit*

This background shows the audience what the first History Day contest looked like at Case Western in 1974.

BACKGROUND BY SCENE

Scene # 3

Photo <i>Photo Size should be 3x3 maximum</i>	Description <i>What is the purpose of the background in this scene? 50 Word Limit</i>
	<p>The purpose of the background is to show what the first College Park, Maryland National History Day headquarters looked like in 1980.</p>

BACKGROUND BY SCENE

Scene # 4

Photo <i>Photo Size should be 3x3 maximum</i>	Description <i>What is the purpose of the background in this scene? 50 Word Limit</i>
Same as Scene 3	Same as Scene 3

BACKGROUND BY SCENE

Scene # 5

Photo

Photo Size should be 3x3 maximum



Description

What is the purpose of the background in this scene?

50 Word Limit

This background shows what the College Park, Maryland National History Day headquarters looks like today.

BACKGROUND BY SCENE

Scene # 6

Photo

Photo Size should be 3x3 maximum



Description

What is the purpose of the background in this scene?

50 Word Limit

The purpose of the background is to show what the College Park, Maryland National History Day headquarters looks like today.

PERFORMANCE COSTUMES

Over the next 3 pages, provide photos and descriptions of your performance costumes. Please remove any scenes that don't apply to your performance.

COSTUME(S) BY SCENE

Scene # 1

Photo

Photo Size should be 3x3 maximum

Description

What is the purpose of the costume in this scene?

50 Word Limit



The purpose of the costumes in this scene are to show what college professors wore in the 1970s.

COSTUME(S) BY SCENE

Scene # 2


Photo

Photo Size should be 3x3 maximum

Description

What is the purpose of the costumes?

50 Word Limit



These costumes show what students and teachers wore in the 1970s.

COSTUME(S) BY SCENE

Scene # 3

Photo

Photo Size should be 3x3 maximum

Description

What is the purpose of the costume in this scene?

50 Word Limit



The purpose of the costumes in this scene is to show what people wore in the 1980s.

COSTUME(S) BY SCENE

Scene # 4

Photo

Photo Size should be 3x3 maximum

Description

What is the purpose of the costume in this scene?

50 Word Limit

Same as Scene 3

Same as Scene 3

COSTUME(S) BY SCENE

Scene # 5

Photo

Photo Size should be 3x3 maximum



Description

What is the purpose of the costumes?

50 Word Limit

The purpose of the costumes in this scene is to show what people wore in the 2020s.

COSTUME(S) BY SCENE

Scene # 6

Photo

Photo Size should be 3x3 maximum



Description


What is the purpose of the costumes?


50 Word Limit

These costumes show what people wore in the 2020s.

PERFORMANCE PROPS

Over the next 3 pages, provide photos and descriptions of your key performance props. Please remove any scenes that don't apply to your performance.

KEY PROP(S) BY SCENE	
Scene #1	
Photo <i>Photo Size should be 3x3 maximum</i>	Description <i>What is the purpose of the props? 50 Word Limit</i>
	<p>The purpose of the typewriter in this scene is to show how Dr. David Van Tassel documented his plan to create the History Day program.</p>

KEY PROP(S) BY SCENE	
Scene # 2	
Photo <i>Photo Size should be 3x3 maximum</i>	Description <i>What is the purpose of the props? 50 Word Limit</i>
	<p>These exhibit boards show what the first History Day projects looked like and their theme and topics.</p>

KEY PROP(S) BY SCENE

Scene # 3

Photo

Photo Size should be 3x3 maximum

Description

What is the purpose of the props?

50 Word Limit



The purpose of the moving box in this scene is to show what was moved from Ohio to the new National History Day headquarters in College Park, Maryland.

KEY PROP(S) BY SCENE

Scene # 4

Photo

Photo Size should be 3x3 maximum

Description

What is the purpose of the props?

50 Word Limit

Same as Scene 3

Same as Scene 3

KEY PROP(S) BY SCENE

Scene # 5

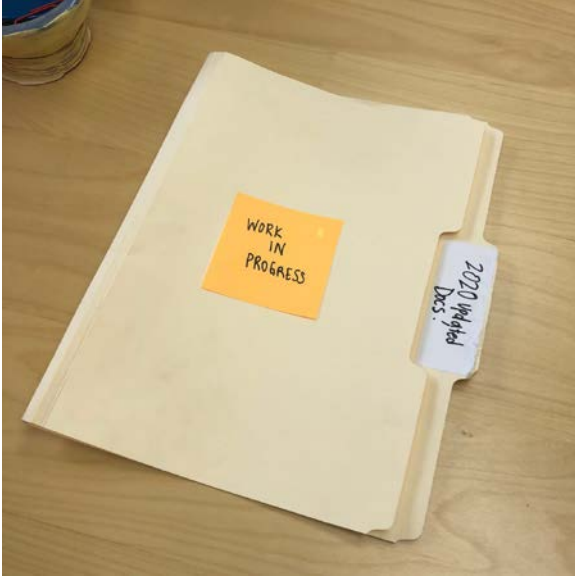
Photo

Photo Size should be 3x3 maximum

Description

What is the purpose of the props?

50 Word Limit



The purpose of the prop in this scene is to show what is used in the National History Day office in 2020.

KEY PROP(S) BY SCENE

Scene # 6

Photo

Photo Size should be 3x3 maximum

Description

What is the purpose of the props?

50 Word Limit



These props show what is used in the National History Day office in 2020.